
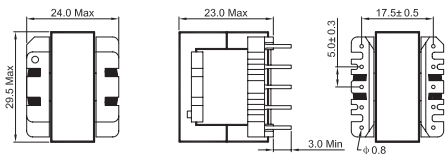
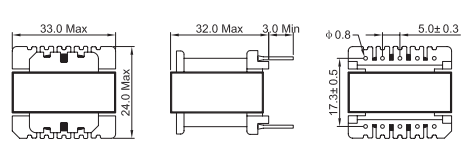


Switching power transformer / 開關電源變壓器

	<p>Core shape: EE-28 & EE-30</p> <p>Features:</p> <ul style="list-style-type: none"> •Low-loss/ High saturation magnetic flux density ferrite •General purpose application •Low-price products •Products meet the safety standards due to the triple insulation wire design •RoHS Compliance 	<p>磁芯形狀: EE-28 & EE-30</p> <p>特性:</p> <ul style="list-style-type: none"> •採用低損耗高飽和磁通密度鐵氧體磁芯進行設計。 •適用於普通電源 •廉價的機種 •次級繞組採用三層絕緣線設計，符合安全標準 •符合RoHS標準
<p>Shape and external dimension / 機械尺寸mm.</p> <div style="display: flex; justify-content: space-around;"> <div data-bbox="279 694 726 851">  <p>Figure 1</p> </div> <div data-bbox="821 694 1284 851">  <p>Figure 2</p> </div> </div>		

Electronical characteristics / 電氣特性

Core shape 磁芯形狀	EE-28/21/11	EE-30/26/11
Center leg area 磁芯中柱面積 A_e mm ²	87.7	109
Length of magnetic circuit 磁路長度 L_e mm	50.8	58.5
Volume 體積 V_e mm ³	4453	6377
Bobbin type 線架類型	Vertical/立式	Vertical/立式
External dimension 外觀尺寸 W*D*H mm	29.5*24*23	33*24*32
Maximum output 最大輸出功率 VA	100	155
Drawing No. 圖紙號	Figure 1	Figure 2

Note: The design bases on: 1.Forward model 2.PC40 series ferrite 3.Switching frequency: 100 KHz
 注意: 本設計基于 1.正激式變換器 2.PC40系列鐵氧體 3.開關頻率:100 KHz