
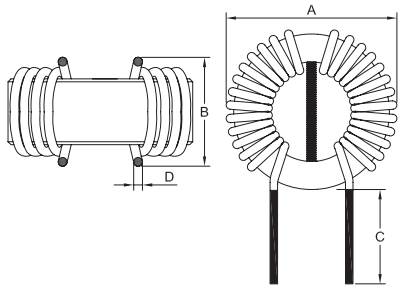
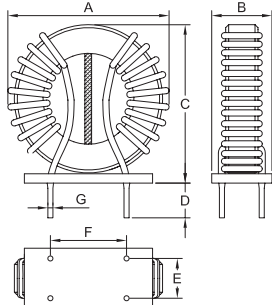


Common choke / 共模電感

	<p>Core shape: Ring Type</p> <p>Features:</p> <ul style="list-style-type: none"> •High response frequency •Approximately 1% stray inductance for symmetrical interference suppression •Low leakage due to the closed ferrite core •High pulse strength •Low whirring noise •RoHS compliance 	<p>磁芯形狀:環型</p> <p>特性:</p> <ul style="list-style-type: none"> •頻率響應範圍寬 •兩繞組之間的電感量偏差約為1%,可有效抑制電磁干擾 •採用閉合磁芯設計, 產品的漏感更低 •脈沖强度高 •低噪聲 •符合RoHS標準
<p>Shape and external dimension / 機械尺寸mm.</p>		
 <p>Figure 1</p>		 <p>Figure 2</p>

Electronical characteristics / 電氣特性

Core shape 磁芯形狀	T14*9*5	T14*8*7	T16*12*8	T16*12*8		T16*12*8	T31*19*13	T31*19*27	T36*23*15	T42*26*16	
Dimension 尺寸mm					Note: Inductance testing condition/ 電感量測試條件 1.0KHz 0.25V Custom-design available / 可以依照客戶的要求進行設計						Note: Inductance testing condition/ 電感量測試條件 1.0KHz 0.25V Custom-design available / 可以依照客戶的要求進行設計
Max. A	16.0	17.0	19.0	20.0		28.0	36.0	41.0	43.0	55.0	
Max. B	7.0	11.5	12.0	13.0		20.3	23.0	42.0	25.0	37.0	
Min. C	15.0	15.0	15.0	15.0							
±0.05 ϕ D	0.3	0.4	0.3	0.6							
Max. C						25.0	36.0	38.0	40.0	54.0	
Min. D						3.0	3.0	3.0	3.0	3.0	
±0.5 E						15.5	17.5	21.5	17.5	24.0	
±0.3 F						10	12.5	30.5	31.0	18.0	
±0.1 ϕ G						1.0	1.3	2.3	1.2	2.2	
Rated Current 額定電流 A	0.3	0.5	0.3	1.1	3.2	6.3	16.5	5.2	16.0		
Rated Voltage 額定電壓 V	250	250	250	250	250	250	250	250	250		
DC Resistance 直流電阻 Max. Ω	0.25	0.15	0.45	0.12	90.0	20.0	5.0	7.0	6.0		
Inductance 電感量 (mH) Min.	6.0	4.5	9.0	5.0	1.6	5.0	2.3	1.0	4.8		
Drawing No.圖紙號	Figure 1					Figure 2					