
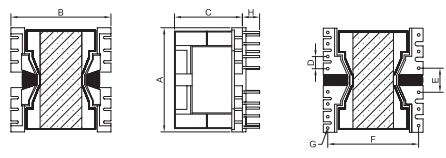
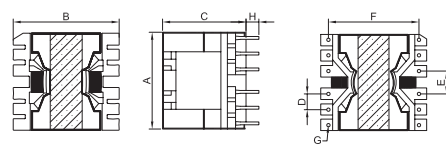


Switching power transformer / 開關電源變壓器

	<p>Core shape: PQ series Features:</p> <ul style="list-style-type: none"> •Low-loss/ High saturation magnetic flux density ferrite •Optimized magnetic shield for low interference •High performance •High-power output •Compatible with multiple output switch-mode power supplies •Safety standards approved •RoHS Compliance 	<p>磁芯形狀: PQ 系列 特性:</p> <ul style="list-style-type: none"> •採用低損耗高飽和磁通密度鐵氧體磁芯進行設計 •產品具有良好的屏蔽性能 •高性能的設計 •輸出功率高 •產品適用於多組輸出的開關電源 •符合安全標準 •符合RoHS標準
<p>Shape and external dimension / 機械尺寸mm.</p> <div style="display: flex; justify-content: space-around;"> <div data-bbox="295 728 742 884">  <p>Figure 1</p> </div> <div data-bbox="829 728 1276 884">  <p>Figure 2</p> </div> </div>		

Electronical characteristics / 電氣特性

Core shape 磁芯形狀	PQ20/20	PQ26/20	PQ26/25	PQ32/20	PQ32/30	PQ35/35	PQ40/40	PQ50/50
Bobbin type 線架類型	V/立式	V/立式	V/立式	V/立式	V/立式	V/立式	V/立式	V/立式
No. of Terminals 針腳數	14(8+6)	12	12	12	12	12	12	12
Dimension 尺寸mm								
Max. A	24.0	28.0	28.5	33.0	33.0	37.0	41.0	52.0
Max. B	24.0	32.0	31.0	35.0	36.0	41.0	44.0	53.0
Max. C	22.0	22.0	28.0	24.0	32.0	38.5	43.0	54.0
±0.3 D	2.5/3.8	3.8	3.8	5.0	5.05	5.0	5.0	7.62
±0.5 E	5.1	7.6	7.5	7.5	7.6	10.0	15.1	15.24
±0.5 F	20.3	25.4	25.5	30.0	30.3	35.0	38.0	45.72
±0.1 ΦG	0.6	0.6	0.7	0.8	0.8	0.8	0.8	1.2
Min. H	3.0	3.0	3.0	3.0	3.0	3.0	3.0	3.0
Center leg area 磁芯中柱面積Ae mm ²	61.4	120.1	121.4	163.6	161.0	196.0	201.0	320.0
Maximum output 最大輸出功率 VA	92	170	195	232	331	452	596	1045
Drawing No.圖紙號	Figure 1	Figure 2						

Note: The design bases on: 1.Forward model 2.PC40 series ferrite 3.Switching frequency: 100 KHz
 注意: 本設計基于 1.正激式變換器 2.PC40系列鐵氧體 3.開關頻率:100 KHz